

ExtremeCloud IQ Controller

Highlights

Full Stack Management

- Purpose built with a unique operating model that scales to address the growth of mobility and IoT
- Cloud-like simplicity with unified management and integrated services for any type of on-premise deployment

Dashboards and Insights

- User interface and workflows make network enhancements and changes quick and agile, achieving your digital transformation goals faster

Location Services

- Leverage the integrated location analytics to understand visitor footfall, density, and traffic flow

Security Services

- Hosts ExtremeDefender for IoT to simply and securely on-board IoT devices

Auto-Provisioning

- Certified with many of Extreme's powerful management, location, and security applications
- 100% in-sourced support for fast and accurate resolution

ExtremeCloud IQ Integration

- Optional cloud integration enabling single pane of glass visibility and monitoring
- Supports ExtremeCloud IQ Controllers, switches, and access points



Unified Wired and Wireless for Centralized Campus Deployments

ExtremeCloud™ IQ Controller is a key offering within the Extreme solution targeted for the on-premise campus solution. ExtremeCloud IQ Controller delivers simplified management with tightly integrated services and features required for on-premise deployments, complemented with simplified licensing. ExtremeCloud IQ Controller is also available as a virtual machine (VM) for customers that have their own requirements for this type of service.

- High-performance, enterprise-class WLAN appliances
- Scalable to over 20,000 managed devices
- Seamless roaming with centralized and distributed data forwarding
- Virtualized management and control planes for cloud deployments
- High-availability architecture for real-time voice/video/data applications
- Flexible platform automatically adapts to underlying virtual resources
- Unified wired and wireless management

Simplified Management

ExtremeCloud IQ Controller provides a streamlined configuration paradigm and workflow designed to enhance visibility of the operational state of the deployment, while simplifying typical network management configurations. Enabling quicker rollouts provides a better outcome towards achieving business digital transformation goals faster.

Secure Onboarding of BYOD, Guest, and IoT

ExtremeCloud IQ Controller incorporates extensive policy and control to securely manage users and devices. ExtremeCloud IQ Controller includes the flexibility and choices needed for today's users so that you can securely on-board BYOD or guest users on campus with social media credentials. Powerful embedded policy and control also ensures that devices are identified and securely segmented to prevent security breaches and leaks.

Intelligent RF Visibility

One of the key characteristics in providing a more intuitive management experience is visualization of the RF performance at each managed site. ExtremeCloud IQ Controller helps you understand the detailed performance of your Wi-Fi by providing Expert Views of the RF State, including; RxRate, TxRates, RSS, WirelessRTT, NetworkRTT, and RFQI, along with planning views to understand your channel plan and the live RF coverage across your floor plan. In addition, ExtremeCloud IQ Controller includes a unique RF Quality Indicator (RFQI), which assigns a multi-dimensional score to how well a particular AP is serving its associated clients and paints it over the AP's coverage area.

Wi-Fi Locationing

With pervasive wireless coverage throughout enterprises today, many businesses want to leverage location-based services to monitor traffic flow and understand where resources may reside at peak times to help improve efficiency or user experience. ExtremeCloud IQ Controller includes an integrated locationing analytics and management system. This embedded capability enables you to understand your locationing coverage, generate heatmaps, or understand the footfall by visitors.

Pervasive APIs

Pervasive APIs across the entire networking portfolio to connect applications to the network. This enables new business insights to be discovered, customer engagements to be personalized, and enables the network to be programmable. The APIs also support third party applications and services to extend business insights.

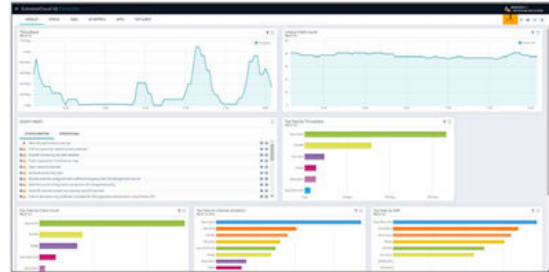


Figure 1: ExtremeCloud IQ Controller Management

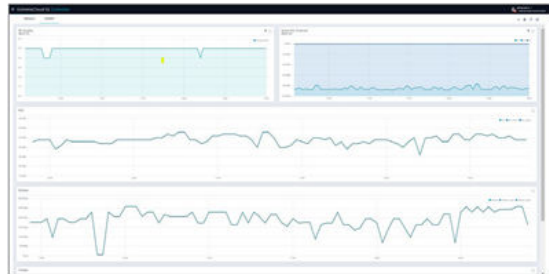


Figure 2: ExtremeCloud IQ Controller Expert View of RF State

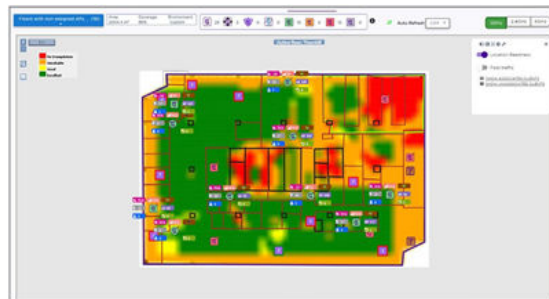


Figure 3: ExtremeCloud IQ Controller Wi-Fi Locationing Assessment

Features and Capabilities

Supported Features

- CAPWAP (Pre-Standard)
- Multi-Site support
- Auto-adoption of new managed devices
- Rules Based Adoption of Access Points (Assign to Site based on device model, IP address, name)
- Visibility through Extreme Management Center or ExtremeCloud IQ
- Integration with Extreme AirDefense
- Integration with ExtremeGuest
- Integrated RF visibility (Coverage, Channel, Quality)
- Integrated Site occupancy view (Associated, non-associated, and presence traffic)
- Integrated Enrollment control (Device Grouping and Rules based policy assignment)
- Integrated Policy management (Roles, filters, VLANs)
- Inter-Controller mobility extension for ExtremeWireless migrations
- High availability with automatic failover to a backup controller
- Client mobility with fast failover and session availability (for Centralized Sites)
- SmartRF for Dynamic Radio and Power management
- Dynamic Radio Management (DRM), Band-steering
- RESTAPI interface/SDK
- Python SDK for ExtremeCloud IQ Controller, enhances programmability of the solution. Available at: <https://test.pypi.org/project/pyxccsdk/>
- Client load balancing with 802.11k
- Management Frame Protection (802.11w)
- Automatic discovery of networks by pre-authenticated devices (802.11u)
- Flexible hybrid traffic forwarding: local switching at AP or controller-based switching (for Centralized Sites)
- Flexible network access topologies, including Bridged-Through-Appliance, Bridge-at-AP, Fabric Attach, or Tunnel through VxLAN
- Robust standards-based security: WPA3
- 802.1x Authentication: EAP-TLS, EAP-SIM, EAP-TTLS, EAP-AKA, PEAP, EAP-MD5, EAP-FAST
- RADIUS Authentication and Accounting
- Active Directory Authentication
- Encryption Algorithms: AES (CCMP)
- Guest Services (captive portal, URL redirect and Control) and Walled Garden (unauthorized access to URL)
- Voice-over-WLAN Optimization: 802.11e/WMM, U-APSD, TSPEC, CAC, QBSS
- Wired-Wireless (DSCP/TOS-to-WMM) QoS Mapping
- SNMPv2c/v3
- 802.11-802.3 bridging
- IEEE 802.1D-compliant bridging
- IEEE 802.1Q VLAN tagging and trunking
- Proxy ARP

ExtremeCloud IQ Controller Virtual

Supported Features	VE6120 (VMWare)/VE6120H (Hyper-V)/VE6120K (KVM)			VE6125 (VMWare)	VE6125K (KVM)
	Small	Medium	Large	X-Large	X-Large
Total APs managed in Standalone mode	50	250	500	2000	2000
Additional APs supported in high-availability mode	50	250	500	2000	2000
Total managed APs per Appliance Pair	100	500	1,000	4000	4000
Total Switches managed per Appliance	50/100	100/200	200/400	200/400	200/400
Total simultaneous users in Standalone mode	1,000	4,000	8,000	16,000	16,000
Additional simultaneous users in high-availability mode	1,000	4,000	8,000	16,000	16,000
Total Simultaneous Users per Appliance Pair	2,000	8,000	16,000	32,000	32,000

Hardware Requirements

Supported Features	VE6120 (VMWare)/VE6120H (Hyper-V)/VE6120K (KVM)			VE6125 (VMWare)	VE6125K (KVM)
Capacity	Small	Medium	Large	X-Large	X-Large
CPU ¹	4	6	8	32 (physical or hyperthreading cores)	20
RAM (GB)	8	16	24	32	32
Hard Disk (GB)	80	80	80	512	250
Maximum Throughput (Mixed RFC2544)* Open/Encrypted					
2x1 Gbps Host	1,870/1,800	1,870/1,800	1,870/1,800	–	–
2x10 Gbps Host	5,000/1,870	10,800/5,000	10,800/5,000	2x10 Gbps Host: 8,400/8,000	2x10 Gbps Host: 8,400/6,500

AP Count Legend: Standalone/HA

¹ Consult VMware ESXi for minimum host performance requirements for virtual environment.

* Performance depends on network interface characteristics of underlying host and on utilization on shared interfaces by other virtual appliances. Follow VMware minimum installation requirements. 10 Gbps host recommended for best results. Supports VMware ESXi 6.0 or higher.

VMware vMotion or Hyper-V Clustering not supported.

ExtremeCloud IQ Controller Hardware

Supported Features	E1120	E2122 (-1)	E3120 (-1)/E3125
Total APs managed per appliance pair	250	4,000	20,000
Total APs managed in standalone mode per appliance	125	2,000	10,000
Additional APs supported in high-availability mode	125	2,000	10,000
Total Switches managed per appliance (S/P)	50/100	400/800	1,000/2,000
Total simultaneous users per appliance pair	4,000	32,000	Scales up to 100,000
Total simultaneous users in standalone mode per appliance	2,000	16,000	Scales up to 50,000
Additional simultaneous users in high-availability mode	2,000	16,000	Scales up to 50,000
Dual, hot swappable power supplies	N/A	Sold Separately	Sold Separately
Maximum Throughput (Mbps): Mixed (RFC2544)/Encrypted	3730/2140	18500/18000	54,000/25,500

Technical Specifications: E1120, E2120, E2122-1

Technical Specifications	E1120	E2120	E2122-1
Length	30.5 cm (12 in)	76.84 cm (32.25 in)	79.38 cm (31.25 in)
Width	43.1 cm (16.9 in)	43.82 cm (17.25 in)	43.85 cm (17.25 in)
Height	4.4 cm (1.7 in)	4.45 cm (1.75 in) – 1U	4.38 cm (1.7 in)

Technical Specifications	E1120	E2120	E2122-1
Weight	4.3 kg (9.5 lb)	21.6 kg (47.75 lb)	13.26 kg (28.91 lb)
Operating Temperature	0°C to 40°C (32°F to 104°F)	10°C to 35°C (50°F to 95°F)	10°C to 35°C (50°F to 95°F)
Storage Temperature	-20°C to 70°C (-4°F to 158°F)	-40°C to 70°C (-40°F to 158°F)	-40°C to 70°C (-40°F to 158°F)
Humidity	5% to 90%, non-condensing	5% to 90%, non-condensing	5% to 90%, non-condensing
19" Rack Mountable	1U configuration to fit standard 19" rack (mounting kit included)	1U configuration to fit standard 19" rack (mounting kit included)	1U configuration to fit standard 19" rack (mounting kit included)
Front and Rear Mount	I/O cabling at back of unit; power cabling and power switch at the rear	I/O cabling and power cabling at back of unit; power switch at the front	I/O cabling and power cabling at back of unit; power switch at the front
Data Ports	4 x 10/100/1000 Base-T	2 x SFP+ (GBICs sold separately) 2 x 10/100/1000 Base-T	2 x 1/10 Gbps SFP+ (GBICs Sold Separately) 2 x 1/10 Gbps BASE-T
Management Ports	1 x 10/100/1000 Base-T 1 x USB Port Console Port DB9	1 x 10/100/1000 Base-T 5 x USB Ports available. Use one. RJ45 Console Port	1 x 10/100/1000 Mbps Base-T 5 x USB 3.0 ports. Use one. RJ45 Console Port
Power Specifications	Power (max): 150W Voltage: 100-240 VAC Frequency: 50-60 Hz	Power (max): 750W (Redundant Power Supply Sold Separately) Voltage: 110/240 VAC Frequency: 47-63 Hz	Power (max) : 1300W (Redundant Power Supply Sold Separately) Voltage: 110/240 VAC

Technical Specifications	E1120	E2120	E2122-1
Regulatory/Safety	<ul style="list-style-type: none"> UL 60950-1, 2nd Edition CSA C22.2 No. 60950-1-07, 2nd Edition CB scheme: IEC 60950-1 AS/ NZS 60590-1 (Australia/New Zealand) Mexico via NRTL BSMI CNS 14336-1 99 (Taiwan) CCC GB4943.1-2011, GB9254- 2008 GB 176251-2012 (China) 	<ul style="list-style-type: none"> UL 60950 - CSA 60950 (USA/Canada) EN 60950 (Europe) IEC 60950 (International) CB Certificate and Report IEC 60950 GS Certification (Germany) GOST R 50 377-92 - Certification (Russia) Ukraine Certification (Ukraine) CE - Low Voltage Directive 2011/65/EU (Europe) IRAM Certification (Argentina) 	<ul style="list-style-type: none"> UL 60950 - CSA 60950 (USA/Canada) EN 60950 (Europe) IEC 60950 (International) CB Certificate and Report IEC 60950 GS Certification (Germany) GOST R 50 377-92 - Certification (Russia) Ukraine Certification (Ukraine) CE - Low Voltage Directive 2011/65/EU (Europe)
Emissions/Immunity	<ul style="list-style-type: none"> FCC Part 15, Subpart B, Class A ICES-003: 2012, Class A CISPR22:2010, Class A EN 55022: 2010/AC:2011, Class A EN 61000-3-2:2006+A2:2009 EN 61000-3-3:2008 EN 61000-6-4:2007+A1:2011 RCM (Australia) VCCI Class A (Japan) MSIP KCC (Korea) BSMI CNS 13438:2006 95 (Taiwan) ANATEL Res. 442, Category III (Brazil) CISPR24:2010 EN 55024:2010 MSIP KCC (Korea) EN/IEC 61000-4-2:2008 EN/IEC 61000-4-3:2010 EN/IEC 61000-4-4:2012 EN/IEC 61000-4-5:2005 EN/IEC 61000-4-6:2008 EN/IEC 61000-4-11:2004 	<ul style="list-style-type: none"> FCC/ICES-003 - Emissions (USA/Canada) CISPR 22 - Emissions (International) EN55022 - Emissions (Europe) EN55024 - Immunity (Europe) EN61000-3-2 - Harmonics (Europe) EN61000-3-3 - Voltage Flicker (Europe) CE - EMC Directive 2004/10 8 EC (Europe) VCCI Emissions (Japan) AS/NZS 3548 Emissions (Australia/New Zealand) BSMI CNS13438 Emissions (Taiwan) GOST R 29216-91Emissions (Russia) GOST R 50628-95 Immunity (Russia) Ukraine Certification (Ukraine) KC Certification (Korea) 	<ul style="list-style-type: none"> FCC/ICES-003 - Emissions (USA/Canada) CISPR 22 - Emissions (International) EN55022 - Emissions (Europe) EN55024 - Immunity (Europe) EN61000-3-2 - Harmonics (Europe) EN61000-3-3 - Voltage Flicker (Europe) CE - EMC Directive 2004/10 8 EC (Europe) VCCI Emissions (Japan) AS/NZS 3548 Emissions (Australia/New Zealand) BSMI CNS13438 Emissions (Taiwan) GOST R 29216-91Emissions (Russia) GOST R 50628-95 Immunity (Russia) Ukraine Certification (Ukraine) KC Certification (Korea)

Technical Specifications: E3120-1, E3125

Technical Specifications	E3120-1	E3125
Length	79.38 cm (31.25 in)	79.38 cm (31.25 in)
Width	43.85 cm (17.25 in)	43.85 cm (17.25 in)
Height	4.38 cm (1.7 in)	4.38 cm (1.7 in)
Weight	13.26 kg (28.91 lb)	13.26 kg (28.91 lb)
Operating Temperature	10°C to 35°C (50°F to 95°F)	10°C to 35°C (50°F to 95°F)
Storage Temperature	-40°C to 70°C (-40°F to 158°F)	-40°C to 70°C (-40°F to 158°F)
Humidity	5% to 90%, non-condensing	5% to 90%, non-condensing

Technical Specifications	E3120-1	E3125
19" Rack Mountable	1U configuration to fit standard 19" rack (mounting kit included)	1U configuration to fit standard 19" rack (mounting kit included)
Front and Rear Mount	I/O cabling and power cabling at back of unit; power switch at the front	I/O cabling and power cabling at back of unit; power switch at the front
Data Ports	2 x 10/25/40/50 Gbps QSFP28 (GBICs Sold Separately) 2 x 1/10 Gbps BASE-T	2 x 10/25/50/100 Gbps QSFP28 (GBICs Sold Separately) 2 x 1/10 Gbps BASE-T
Management Ports	1 x 10/100/1000 Mbps Base-T 5 x USB 3.0 ports. Use one. RJ45 Console Port	1 x 10/100/1000 Mbps Base-T 5 x USB 3.0 ports. Use one. RJ45 Console Port
Power Specifications	Power (max) : 1300W (Redundant Power Supply Sold Separately) Voltage: 110/240 VAC Frequency:47-63 Hz	Power (max) : 1300W (Redundant Power Supply Sold Separately) Voltage: 110/240 VAC Frequency:47-63 Hz
Regulatory/Safety	UL 60950 - CSA 60950 (USA/Canada) EN 60950 (Europe) IEC 60950 (International) CB Certificate and Report IEC 60950 GS Certification (Germany) GOST R 50 377-92 - Certification (Russia) Ukraine Certification (Ukraine) CE - Low Voltage Directive 2011/65/EU (Europe)	UL 60950 - CSA 60950 (USA/Canada) EN 60950 (Europe) IEC 60950 (International) CB Certificate and Report IEC 60950 GS Certification (Germany) GOST R 50 377-92 - Certification (Russia) Ukraine Certification (Ukraine) CE - Low Voltage Directive 2011/65/EU (Europe)
Emissions/Immunity	FCC/ICES-003 - Emissions (USA/Canada) CISPR 22 - Emissions (International) EN55022 - Emissions (Europe) EN55024 - Immunity (Europe) EN61000-3-2 - Harmonics (Europe) EN61000-3-3 - Voltage Flicker (Europe) CE - EMC Directive 2004/10 8 EC (Europe) VCCI Emissions (Japan) AS/NZS 3548 Emissions (Australia/New Zealand) BSMI CNS13438 Emissions (Taiwan) GOST R 29216-91Emissions (Russia) GOST R 50628-95 Immunity (Russia) Ukraine Certification (Ukraine) KC Certification (Korea)	FCC/ICES-003 - Emissions (USA/Canada) CISPR 22 - Emissions (International) EN55022 - Emissions (Europe) EN55024 - Immunity (Europe) EN61000-3-2 - Harmonics (Europe) EN61000-3-3 - Voltage Flicker (Europe) CE - EMC Directive 2004/10 8 EC (Europe) VCCI Emissions (Japan) AS/NZS 3548 Emissions (Australia/New Zealand) BSMI CNS13438 Emissions (Taiwan) GOST R 29216-91Emissions (Russia) GOST R 50628-95 Immunity (Russia) Ukraine Certification (Ukraine) KC Certification (Korea)

Ordering Information

Product SKU	Short Description	Long Description
30137	E1120 Appliance	Expandable management of up to 250 APs (HA). Requires Activation License (XIQ-CACT- HW) and device Adoption Capacity Licenses
E3120-1	E3120-1 Appliance	Expandable management of up to 20,000 APs (HA). Requires Activation key (XIQ-CACT-HW) and device Adoption Capacity Licenses

Product SKU	Short Description	Long Description
E2122-1	E2122-1 Appliance	Expandable management for up to 4000 APs (HA). Requires Activation License (XIQ-CACT-HW) and device Adoption Capacity Licenses
E3125	E3125 Appliance	ExtremeCloud IQ Controller E3125 – Large Venues edition, Expandable management for up to 20,000 APs (HA). Version 10 and above requires separate activation key (XIQ-CACTHW) and ExtremeCloud IQ Pilot or ExtremeCloud IQ Navigator right-to-use licenses per managed device.

Licensing

Product SKU	Short Description	Long Description
XIQ-CACT-HW	HW Appliance – V10 Activation Key	Activation for ExtremeCloud IQ Controller hardware appliances — Applicable to E1120, E2120, E2122, E3120 (Excludes Egypt).
XIQ-CACT-HW-EGY	HW Appliance – V10 Activation Key	Activation for ExtremeCloud IQ Controller hardware appliances — Applicable to E1120, E2120, E2122, E3120 (Restricted for Egypt).
XIQ-CACT-VT	VT Appliance – V10 Activation Key	Activation for ExtremeCloud IQ Controller virtual appliances — Applicable to VE6120/H/K, VE6125/K (Excludes Egypt).
XIQ-CACT-VT-EGY	VT Appliance – V10 Activation Key	Activation for ExtremeCloud IQ Controller virtual appliances — Applicable to VE6120/H/K, VE6125/K (Restricted for Egypt).

Capacity Licensing

Product SKU	Short Description	Long Description
XIQ-NAV-S-EW	ExtremeCloud IQ Navigator Subscription	ExtremeCloud IQ Navigator SaaS Subscription EW SaaS Support for one (1) device (1 year).
XIQ-NAV-S-C-PWP	ExtremeCloud IQ Navigator Subscription	ExtremeCloud IQ Navigator SaaS Subscription PWP SaaS Support for one (1) device (1 year).
XIQ-PIL-S-EW	ExtremeCloud IQ Pilot Subscription	ExtremeCloud IQ Pilot SaaS Subscription and EW SaaS Support for one (1) device (1 year).
XIQ-PIL-S-C-PWP	ExtremeCloud IQ Pilot Subscription	ExtremeCloud IQ Pilot SaaS Subscription and PWP SaaS Support for one (1) device (1 year).

Transceivers for E2120 (-1)

Part Number	Description
MGBIC-02	1Gb, 1000BASE-T, IEEE 802.3 Cat5, Copper Twisted Pair, 100 m, RJ 45 SFP
MGBIC-LC01	1Gb, 1000BASE-SX, IEEE 802.3 MM, 850 nm Short Wave Length, 220/550 m, LC SFP
MGBIC-LC03	1Gb, 1000BASE-LX, MM, 1310 nm Long Wave Length, 2 km, LC SFP
10GB-LR-SFPP	10Gb, 10GBASE-LR, IEEE 802.3 SM, 1310 nm Long Wave Length, 10 km, LC SFP+
10GB-SR-SFPP	10Gb, 10GBASE-SR, IEEE 802.3 MM, 850 nm Short Wave Length, 33/82 m, LC SFP+
10GB-LW-SFPP	10Gb, Laserwire®SFP+ adapter for use with Laserwire cable assembly
10GB-C10-SFPP	10Gb, pluggable copper cable assembly with integrated SFP+ transceivers, 10 meters
10GB-C03-SFPP	10Gb, pluggable copper cable assembly with integrated SFP+ transceivers, 3 meters

Part Number	Description
10GB-C01-SFPP	10Gb, pluggable copper cable assembly with integrated SFP+ transceivers, 1 meter
10GB-USR-SFPP	10Gb, Ultra Short Reach Multi-mode, 850 nm, 100m on OM3/150m on OM4, LC SFP+ (requires V9.01 or higher)

Optional Redundant Power Supply Option for E2122-1 and E3122-1

Part Number	Description
PSI-1300W-APL	1300W Redundant power supply for network appliances (validate supported model numbers before ordering)

E3120 (-1) Connectivity Accessories

Part Number	Description
40Gb QSFP	
10319	QSFP+SR4 module
40GB-ESR4-QSFP	QSFP+ ESR4
10320	QSFP+ LR4
QSFP-SFPP-ADPT	QSFP+to SFP+ Adapter
10311	QSFP+passive copper cable, 0.5M
10312	QSFP+passive copper cable, 1.0M
10313	QSFP+passive copper cable, 3.0M
10323	QSFP+passive copper cable, 5.0M
10336	3m QSFP+ Active Optical Cable
10337	5m QSFP+ Active Optical Cable
10315	10m QSFP+ Active Optical Cable
10316	20m QSFP+ Active Optical Cable
10318	100m QSFP+ Active Optical Cable
25Gb SFP28	
10501	25GBASE-SRSFP28 SR 850nm
10502	25G SFP28 SR Lite-FEC 850nm
10503	25G SFP28 ESR
10504	SFP28 LR 10km 1310 nm
10Gb SFP+	
10GB-SR-SFPP	10Gb SR MMF
10GB-LR-SFPP	10Gb LR SMF
10GB-C01-SFPP	10Gb DAC 1m
10GB-C03-SFPP	10Gb DAC 3m
10Gb-C10-SFPP	10Gb DAC 10m

Part Number	Description
10301	10Gb SR MMF
10302	10Gb LR SMF
10304	10Gb DAC 1m
10305	10Gb DAC 3m
10307	10Gb DAC 10m
10338	10Gb 10GBASE-T
10303	10Gb LRM MMF
10GB-F10-SFPP	10Gb Active Optical Cable 10m
10GB-F20-SFPP	10GbActive Optical Cable 20m

Power Cords

In support of the Extreme Networks Green initiatives, power cords can be ordered separately but need to be specified at the time of order. Refer to www.extremenetworks.com/product/powercords/ for details on power cord availability for this product.

Straight Cord Part #	# Cords	Reference Country	Straight Cord Description
5601313-U1	1	America	USA, CORD, NEMA 5-15, C13, 125V, 16AWG
10036	1	Australia	Pwr Cord, 10A, AS3112, IEC320-C13, 250V, 0.75MMSQ
10034	1	Britain	Pwr Cord, 10A, BS1363, IEC320-C13, 250V, 0.75MMSQ
5601513-F	1	Brazil	BRAZIL, CORDNBR 14136, 20A, C13, 250V, 1.5MMSQ
5601013-D	1	Denmark	Pwr Cord, 10A, SRAF, IEC320-C13, 250V, 0.75MMSQ
10033	1	Europe	Pwr Cord, 10A, CEE 7/7, IEC320-C13, 250V, 0.75MMSQ
10062	1	Japan	Pwr Cord, 12A, JISC8303, IEC320-C13, 125V, 1.25MMSQ
10035	1	South Africa	Pwr Cord, 10A, BS546, IEC320-C13, 250V, 0.75MMSQ
10037	1	Switzerland	Pwr Cord, 10A, SEC1011, IEC320-C13, 250V, 0.75MMSQ

Warranty

As a customer-centric company, Extreme Networks is committed to providing quality products and solutions. In the event that one of our products fails due to a defect, we have developed a comprehensive warranty that protects you and provides a simple way to get your products repaired or media replaced as soon as possible.

For full warranty terms and conditions, go to: <http://www.extremenetworks.com/support/policies/>

Service and Support

Extreme Networks provides comprehensive service offerings that range from Professional Services to design, deploy and optimize customer networks, customized technical training, to service and support tailored to individual customer needs.

Contact your Extreme Networks account executive for more information about Extreme Networks Service and Support: www.extremenetworks.com/support



The AWS Qualified Device IoT Logo is a certification mark of Amazon Web Services.



©2023 Extreme Networks, Inc. All rights reserved. Extreme Networks and the Extreme Networks logo are trademarks or registered trademarks of Extreme Networks, Inc. in the United States and/or other countries. All other names are the property of their respective owners. For additional information on Extreme Networks Trademarks please see <http://www.extremenetworks.com/company/legal/trademarks>. Specifications and product availability are subject to change without notice. 6sep23